

WELCOME TO TURRAMURRA HIGH SCHOOL

Uniform Fit-out and Canteen Orientation Sessions

TURRAMURRA HIGH SCHOOL P&C



To all incoming Year 7 parents and students

WELCOME TO TURRAMURRA HIGH SCHOOL

Uniform Fit-out and Canteen Orientation

Saturday 11th November 2023

On **Saturday 11th November**, all new students and parents will need to attend the school for school uniform fit-out, as well as to finalise setup of their account to allow use of our cashless Canteen. To allow the day to run smoothly each timeslot will be limited to a small group of parents and students, so all sessions are by appointment only.

Please read through all the steps in this handbook carefully, as there are a number of tasks you will need to complete prior to attending on the 11th November, to ensure we can complete your account setup and finalise your uniform orders.



On the day in your 60 minute session we will:

- **Spend around 20 minutes at the canteen:**
 - Checking your Munch Monitor account has been set up correctly.
 - Linking your temporary student card to your Munch Monitor account.
 - Showing you where to pick up online orders.
 - Showing you how to make a cashless purchase
 - Tea, coffee and light snacks will be provided
- **Spend around 40 minutes on uniforms:**
 - We will have samples of all garments available for viewing, with staff and students available to provide advice and answer questions.
 - Have all sizes of all garments available so you can try on your preferred garments, and complete your order form
 - We will also have second hand uniforms available for purchase on the day

Steps to Complete

The following pages contain detailed information on steps to complete before the day, what will happen on the day, and what happens after the day. Below is a summary of those steps.



Where do I go for the session on Saturday 11th November?

Your session will start in the Canteen area. Please enter the school driveway at the end of Eden Avenue, and then come up the driveway to the parking area. Students and staff will show you where to park your car, and direct you to the Canteen.

PLEASE ARRIVE ON TIME!! We will have a very full schedule, arriving on time will ensure we can get your group underway on time, and helps the day run smoothly. If you are late, you may be asked to reschedule your session.

What do I need to bring to the session?

Please ensure you bring:

- Your Munch Monitor login details (email and password)
- Your pre-filled uniform order form, and a pen to make further notes on the day

If there are any issues with the set up of your Munch Monitor account, we will have laptops available which we will use to assist you with any changes required.

“ If you have any queries about the Uniform Fit-out and Canteen Orientation Day prior to attending, or you have any other questions about the Uniform or Canteen, please do not hesitate to email me. We are looking forward to meeting you on the 11th November, and welcoming you and your child to the Turramurra High School community! ”

Simon De Rosa - P&C General Manager
e: pandcgeneralmanager@ths.community

STEP 1

Book in your 60 minute session

Parents will need to book a session time online by following the process outlined below:

1. Visit <https://www.schoolinterviews.com.au/>
2. Click 'Make a Booking'
3. Enter event code: **gkx39**, then click 'Go'
4. Provide your name, email address and your child's name
5. Select date and timeslot, (only times that are available will be on display) then click 'Go' – a confirmation email will be sent to you with your session time



STEP 2

Set up your Munch Monitor Account

Turramurra High School Canteen and Uniform Shop are cashless.

We have partnered with Munch Monitor's online ordering and cashless card system for Canteen and Uniform Shop purchases. Parents can order online, and/or their child may use their student card to make an over the counter purchase. Munch Monitor has many benefits:

- Service is much **faster**, significantly reducing queuing times at both recess and lunch
- The elimination of cash means it is more **secure** for staff and students
- **Daily payment limits** allow you to help your child manage their spending
- You are able to view what your child is ordering, allowing you to engage them in discussions about the **food choices** they are making
- Munch Monitor is free for parents and students, all costs are absorbed by the Canteen and Uniform Shop

You must create a Munch Monitor account to use the Canteen and Uniform Shop, please go to: www.munchmonitor.com

Don't forget!!

1. Under student profile in Step 2.5, you must select class as "**NEW2024**". If you select anything else, your order will not be available for pickup at Orientation Day on 28th November
2. Under student profile in Step 2.5, please ensure you set up snack money correctly, or we will not be able to complete your child's demonstration on 11th November. Detailed instructions are provided, appreciated if you can please read them carefully
3. If you have any problems with your account setup, including receiving your activation email, please contact Munch Monitor directly on 1300 796 190 or info@munchmonitor.com. Please don't leave set up until the last minute, in case you need assistance!

Step 2.1

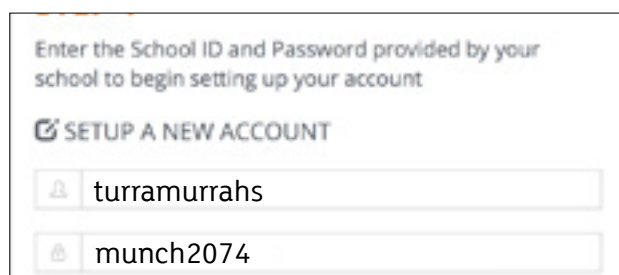
Setting up an account is easy!

Go to: www.munchmonitor.com, click '**Login**' and then click **REGISTER** to create an account

Enter in the 'new account' fields

- School ID: turrumurrahs
- Password: munch2074

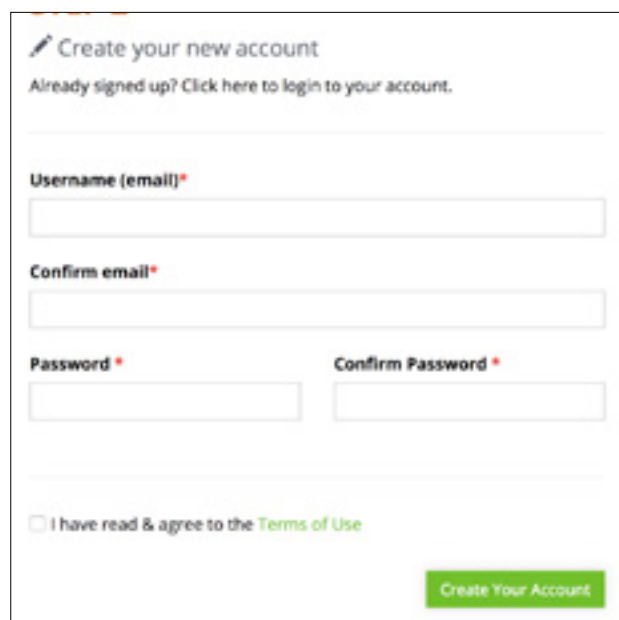
Click '**Submit**'



Step 2.2

Enter your email address and password you would like to use. Review and tick on the '**Terms of use**'.

Click '**Create your Account**'



Step 2.3

Check your email - you will receive an email from Munchmonitor requesting you to '**Activate**' your account. Click on the Activation Link in this email.

Step 2.4

Follow the steps to create your Parent Profile:
Fill in the fields and '**Save my profile**'

Step 2.5

Add your student to your account, filling in all the fields:

- **For class, please select "NEW2024"**
- **You must upload a photo** - this is for security purposes so no one else may use your account.

Please enable:

- **Snack Money**

By selecting '**yes**' your child will be able to buy at the Canteen window using this account. They simply need to present their student card to access their snack money.

- **Daily/weekly allowance**

Select either Daily Allowance or Weekly Allowance, the days they are allowed to purchase and a \$ limit. For the purposes of the orientation setup and demonstration, please

- Select Daily Allowance
- Set daily limit of \$10
- Ensure you select all 7 days of the week.

It is important you have the above settings for the orientation demonstration. Once your orientation is complete, you can change the daily/weekly limit and any other settings to whatever you prefer.

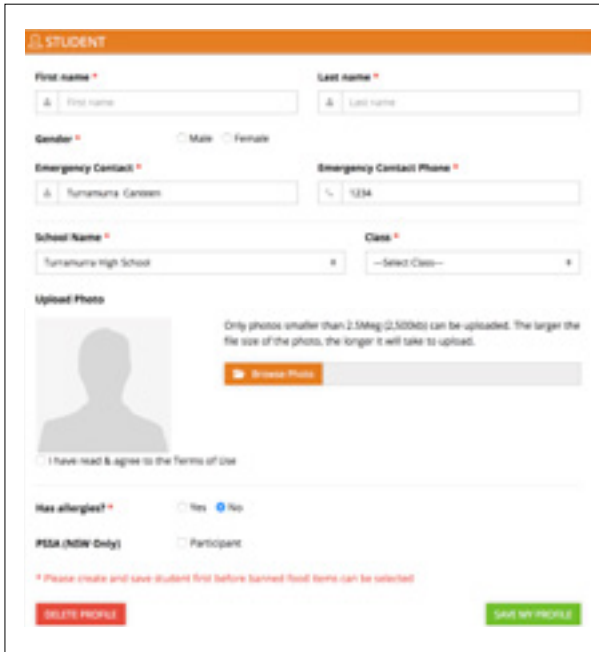
TIP: The daily limit/weekly limit cannot be left blank or with a zero value – if you feel your child is responsible enough to not need a limit, simply set a large limit amount.

MUNCH MONITOR SETUP
CONTINUED NEXT PAGE

STEP 2 CONTINUED

Click “Save my profile”

The students name will appear on the left hand side of the students page.



The screenshot shows a 'STUDENT' profile form. It includes fields for 'First name' and 'Last name', each with a dropdown arrow. Below these are 'Gender' (Male/Female radio buttons), 'Emergency Contact' (a dropdown menu), and 'Emergency Contact Phone' (a text field with a dropdown arrow). There are also 'School Name' and 'Class' dropdown menus. An 'Upload Photo' section features a placeholder image, a 'Browse Photo' button, and a note about photo size limits. At the bottom, there are checkboxes for 'Has allergies?' (Yes/No) and 'PSEA (NOM Only)' (Participant). A red error message states: '* Please create and save student first before banned food items can be selected'. At the very bottom are 'DELETE PROFILE' and 'SAVE MY PROFILE' buttons.

Step 2.6

Click on ‘**Account Top-up**’ to transfer money into your account. Please ensure you have at least a \$10 balance on the account for Orientation Day

Your child is now able to place online orders and also make cashless purchases in the Canteen and Uniform Shop!

Important Notes

1. Once your child's student profile is set up, they simply present their student card at the Canteen counter, and this will bring up their account on the Point of Sale Terminals.
2. It is essential to upload a current photo of your child. This photo will appear on our Point of Sale Terminals when your child scans their student card when purchasing. This is an important security feature, it prevents other students using your child's account.

STEP 3

Choose your Uniform Items Pages 8-17

- Review photos of uniform items and price list
- Follow the step by step instructions to make uniform choices
- Prefill as much detail on your uniform order form as possible



THS UNIFORM

The wearing of school uniform promotes a sense of belonging for students and creates a positive identity for the school community. School uniforms also contribute to the personal safety of students by allowing easier recognition of students inside the school and in the community.

Turramurra High School's uniform is modern, practical and comfortable, with a range of options to suit the individual whilst retaining the sense of being a single learning community.

Our Uniform Operations are located in the Canteen area, and are jointly run by the Student Body and P&C staff.



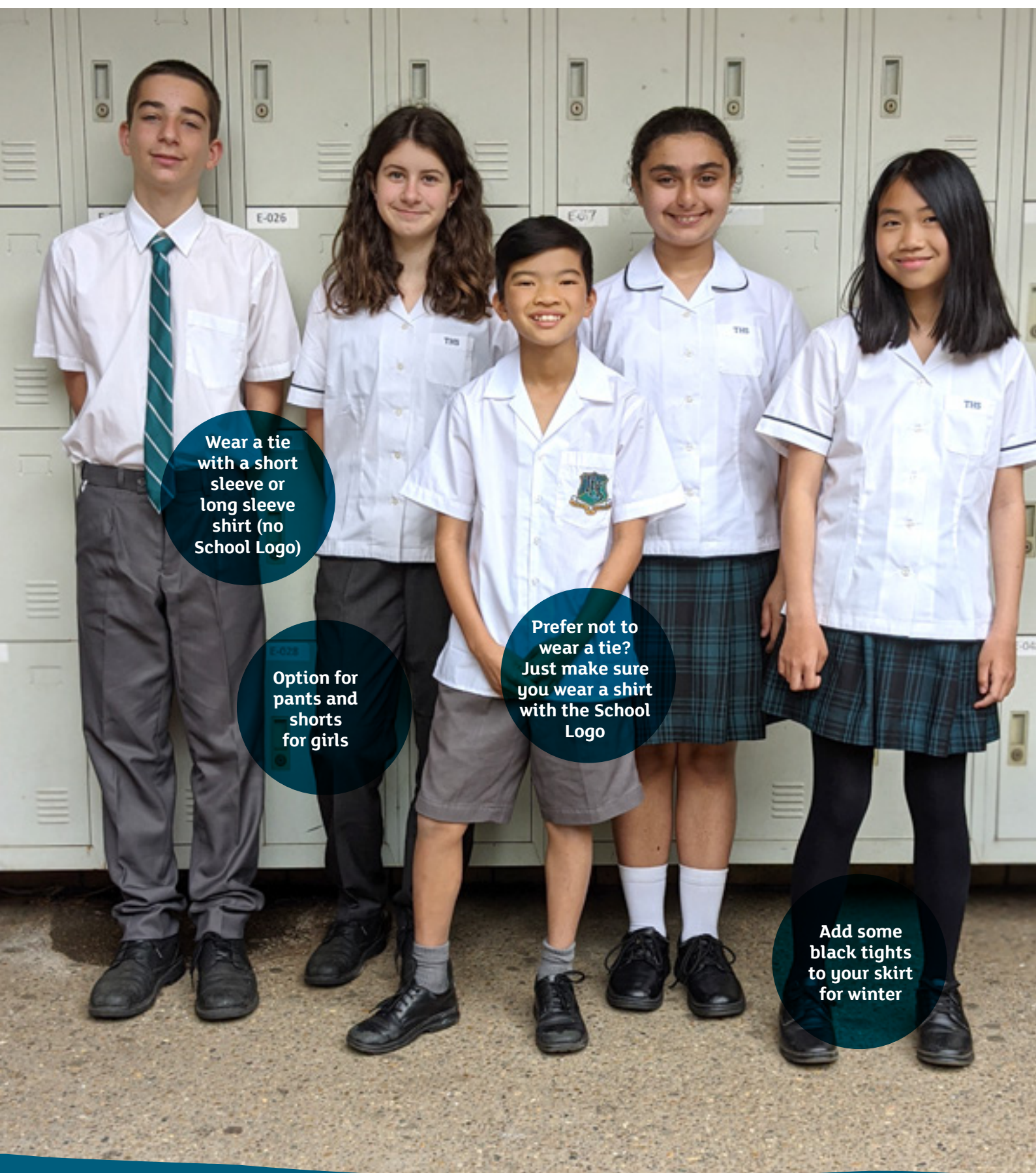
At Turramurra High School our students wear their uniform with pride. They know that wearing the THS Uniform is a symbol of them belonging to the Turramurra High School family. We encourage all our parents to support their children in the correct wearing of full uniform at school and whilst journeying to and from school.

THS Uniform Team

e: uniformshop@ths.community

The THS Uniform is modern, practical and comfortable.

There is a **School Uniform** and a **Sports Uniform** with plenty of options for jumpers and jackets on the cooler days. All jumpers, jackets and cardigans, including the Tracksuit Jacket, may be worn with the School Uniform.



Wear a tie
with a short
sleeve or
long sleeve
shirt (no
School Logo)

Option for
pants and
shorts
for girls

Prefer not to
wear a tie?
Just make sure
you wear a shirt
with the School
Logo

Add some
black tights
to your skirt
for winter



Mix and Match Jackets and jumpers

All jackets and jumpers are allowed to be worn with School and Sports uniforms.



Girls Black Wool
Blend Cardigan

Boys Teal Wool
Jumper

Black Bomber
Jacket

Tracksuit Jacket

Black Fleecy
Jumper

Black Softshell
Jacket

A girls and a boys

Unisex

Sports Uniform



Choose your favourite jacket or jumper to wear with your sports uniform.



Uniform - Price List

Girls Uniform

Tartan Skirt.....	\$65
Short Sleeve Tartan Trim Blouse	\$45
Girls Trousers	\$55
Girls Shorts.....	\$45
White Ankle Socks twin pack 2-8, 7-11	\$12
Girls microfibre black tights	\$9

Jumpers and Jackets

Black Wool Blend Cardigan	\$80
Black Bomber Jacket - Unisex	\$130
Black Softshell Jacket - Unisex.....	\$90
Black Fleecy Jumper - Unisex.....	\$50
Tracksuit Jacket - Unisex.....	\$105
Blazer	\$190

Sports Uniform

PE Polo – Unisex.....	\$40
Girls PE Shorts	\$39
Trackpants - Unisex	\$65

Boys Uniform

Plain white Shirt – S/S - requires a tie	\$30
Plain white Shirt - L/S - requires a tie	\$35
White Logo Shirt – S/S - no tie required	\$40
Boys Knee Length Shorts.....	\$45
Boys Long Trousers.....	\$55
Junior Tie.....	\$20
Senior Tie.....	\$25
Grey Socks 2-8, 7-11 & 11-14 twin pack	\$14

Jumpers and Jackets

Boys Teal Wool Jumper.....	\$80
Black Bomber Jacket - Unisex	\$130
Black Softshell Jacket - Unisex.....	\$90
Black Fleecy Jumper - Unisex.....	\$50
Tracksuit Jacket - Unisex.....	\$105
Blazer	\$190

Sports Uniform

PE Polo – Unisex.....	\$40
Boys PE Shorts.....	\$39
Trackpants - Unisex	\$65

Casio Scientific Calculator	\$55
Year 7 Stationery Pack.....	\$45



Shoes

As part of the Turrumurra High School Uniform, students are required to wear black lace-up leather shoes. These shoes can be purchased from a variety of retail stores, including Athletes Foot and Forbes Footwear. Sport shoes are worn with the sports uniform ONLY.

Hat

If you wish your child to wear a hat at school, please purchase your own plain black hat.

Scarf

If you wish your child to wear a scarf in the cooler months, the addition of a black scarf is considered an appropriate addition to the uniform.

Prices and uniform description current as at September 2023 and subject to change without notice.

Choosing your Uniform Items and Quantities for Orientation Fit-out

Please refer to the following pages for a step by step guide to choosing your uniform items and quantities. There are separate sections for boys and girls.

Placing your initial order

Once you have finalised your quantities and sizes at your fit-out, you will need to place your initial order via the School Shop section of your Munch Monitor account. Deadline for ordering is 11.59pm on Wednesday, 15th November 2023.

All orders will be prepared and ready for pickup at the THS Orientation Day on Tuesday, 28th November 2023.

Future orders

Once your child has started school next year, the easiest method for ordering additional items is again via the School Shop section of your Munch Monitor account. All orders placed during the school year will be available for pickup by your child the following day. Your child will be able to pick up their order from the Canteen during recess or lunch, any day during school term. We also have size samples of all garments at the Canteen, along with change rooms, if your child wishes to check their size prior to placing an order.

Finally, we also offer over the counter purchase options at the canteen, with payment via Munch Monitor or EFTPOS - Savings, Visa, Mastercard, Apple Pay, Google Pay, Samsung Pay.

We offer a 28 day return policy on all garments. If garments are returned unworn and in original packaging, we will issue a full refund.



Boys Uniform – Choosing Your Options

Below are step by step instructions on how to select your preferred garments and quantities. A few things to keep in mind as you work through the list:

1. At Turramurra High School, there is no winter and summer uniform. You may choose to wear any of the uniform items at any time of the year, depending on personal preferences and comfort.
2. Any jacket or jumper can be worn with either the School Uniform or the Sports Uniform, or both – which cold weather garments you wish to wear is entirely down to personal preferences and comfort.
3. All quantities are suggestions only, based on our experience of what parents most commonly choose, and how many days a garment is worn. You can choose to order more or less of any garment based on personal preference.
4. The following page contains an order form you can use to prefill choices and quantities, to make it easier to know which garments to try on at your uniform fit-out. We suggest making notes on this as you work through the below instructions. You may make changes to your order form at the Uniform Fit-out, or at any point prior to submitting your final order online via the School Shop section of your Munch Monitor account.

School Uniform

You will wear your School Uniform 4 to 5 days per week. We recommend you order:

1. 3-4 shirts, options are as follows:
 - Purchase the short sleeve shirt with logo, in which case no tie is required.
 - Purchase the plain short sleeve shirt, in which case you will also need to order 1 to 2 junior ties.
 - You may also wish to purchase plain long sleeve shirts in preparation for cooler days, this will also require 1 to 2 junior ties. Please note there is no long sleeve shirt with logo, so if you do choose to wear a long sleeve shirt, you must have a tie. If you prefer, it is fine to leave long sleeve shirts for now, and order them next year once cooler weather arrives.
2. 2 pairs of grey shorts
 - You may also wish to purchase grey trousers at this time, or if you prefer, you can order these next year if required as cooler weather approaches.
3. 2 twin packs of grey socks

Jumpers and Jackets

As mentioned above, all jumpers and jackets can be worn with both Sports and School Uniform. There is no “standard” combination of garments a student will purchase. In order of popularity, the most common combinations are as follows:

1. One jumper and one jacket, to allow two layers as needed on colder days, while being able to wear only one layer if not as cold.
2. Two jackets, one being the lighter weight tracksuit jacket, and the other being the heavier bomber jacket or softshell
3. One jumper and two jackets, to provide greater flexibility to match to whatever uniform is being worn on each day
4. Either one jumper or one jacket

Almost all students purchase a tracksuit jacket either at Orientation or during their first year, this item is very

popular. For jumpers and jackets, we do recommend you purchase these at Orientation if budget allows. That way when cooler mornings arrive you are prepared, and it avoids the risk of the size in your preferred garment being out of stock when your child needs the garment most.

Sports Uniform

You will usually wear your sports uniform 2 days per week. We recommend you order:

1. 2 Unisex PE Polos
2. 1-2 pairs of Boys PE Shorts
3. You may also choose to purchase a pair of the Unisex tracksuit pants at this time, these are very popular amongst students in cooler weather. If you wish you may purchase these next year once cooler weather approaches, although please be aware as these are a popular item it is not uncommon for some sizes to be out of stock each year.

Calculator and Year 7 Stationery Pack

All students will need to purchase the Casio Scientific Calculator and the Year 7 Stationery Pack. A couple of notes:

1. The Year 7 Stationery Pack is NOT your textbooks (which will be provided by the school next year) Rather, it is a pack of all the stationery you will need, as nominated by each faculty, and includes items such as different size exercise books, art books, display folders, grid books etc Every student needs to purchase this pack.
2. The Calculator provided by the Uniform Shop is the Casio model nominated by the Math faculty, that is used for demonstration and teaching by Maths Teachers. If you already have a Casio Scientific Calculator, for example from an older sibling, you do not need to purchase a new one. If you have a different model of scientific calculator, you are able to use this, but please be aware it will be different from the one the Maths faculty use to teach.



Boy's Uniform Order Form

UNIFORM SHOP

Email: uniformshop@ths.community

SCHOOL UNIFORM	QUANTITY	SIZE
Boys short sleeve white shirt with logo (no tie required)		
Boys short sleeve plain white shirt (requires a tie)		
Boys long sleeve plain white shirt (requires a tie)		
Boys grey shorts		
Boys grey trousers		
Unisex junior tie		
Unisex senior tie		
Boys grey socks (twin pack)		

JUMPERS & JACKETS		
Unisex Black Fleecy Jumper		
Unisex Teal Woollen Jumper		
Unisex Black Softshell Jacket		
Unisex Black Bomber Jacket		
Unisex Tracksuit Jacket		

SPORT UNIFORM		
Unisex PE Polo		
Boys PE Shorts		
Unisex Tracksuit Pants		

STATIONERY		
Scientific Calculator	1	N/A
Year 7 Stationery Pack	1	N/A

Girls Uniform – Choosing Your Options

Below are step by step instructions on how to select your preferred garments and quantities. A few things to keep in mind as you work through the list:

1. At Turrumurra High School, there is no winter and summer uniform. You may choose to wear any of the uniform items at any time of the year, depending on personal preferences and comfort.
2. Any jacket or jumper can be worn with either the School Uniform or the Sports Uniform, or both – which cold weather garments you wish to wear is entirely down to personal preferences and comfort.
3. All quantities are suggestions only, based on our experience of what parents most commonly choose, and how many days a garment is worn. You can choose to order more or less of any garment based on personal preference.
4. The following page contains an order form you can use to prefill choices and quantities, to make it easier to know which garments to try on at your uniform fit-out. We suggest making notes on this as you work through the below instructions. You may make changes to your order form at the Uniform Fit-out, or at any point prior to submitting your final order online via the School Shop section of your Munch Monitor account.

School Uniform

You will wear your School Uniform 4 to 5 days per week. We recommend you order:

1. 3-4 tartan trim short sleeve blouses
2. 2 pairs of either:
 - a. Skirt
 - b. Girls formal charcoal shorts
 - c. Girls formal charcoal trousers
3. 2 twin packs of white socks.
4. You may also wish to purchase black microfibre tights for colder weather – this item is optional

Jumpers and Jackets

As mentioned above, all jumpers and jackets can be worn with both Sports and School Uniform. There is no “standard” combination of garments a student will purchase. In order of popularity, the most common combinations are as follows:

1. One jumper and one jacket, to allow two layers as needed on colder days, while being able to wear only one layer if not as cold.
2. Two jackets, one being the lighter weight tracksuit jacket, and the other being the heavier bomber jacket or softshell jacket
3. One jumper and two jackets, to provide greater flexibility to match to whatever uniform is being worn on each day
4. Either one jumper or one jacket

Almost all students purchase a tracksuit jacket either at Orientation or during their first year, this item is very popular. For jumpers and jackets, we do recommend you purchase these at Orientation if budget allows. That way when cooler mornings arrive you are prepared, and it avoids the risk of the size in your preferred garment being out of stock when your child needs the garment most.

Sports Uniform

You will usually wear your sports uniform 2 days per week. We recommend you order:

1. 2 Unisex PE Polos
2. 1-2 pairs of Girls PE Shorts
3. You may also choose to purchase a pair of the Unisex tracksuit pants at this time, these are very popular amongst students in cooler weather. If you wish you may purchase these next year once cooler weather approaches, although please be aware as these are a popular item it is not uncommon for some sizes to be out of stock each year.

Calculator and Year 7 Stationery Pack

All students will need to purchase the Casio Scientific Calculator and the Year 7 Stationery Pack. A couple of notes:

1. The Year 7 Stationery Pack is NOT your textbooks (which will be provided by the school next year) Rather, it is a pack of all the stationery you will need, as nominated by each faculty, and includes items such as different size exercise books, art books, display folders, grid books etc Every student needs to purchase this pack.
2. The Calculator provided by the Uniform Shop is the Casio model nominated by the Math faculty, that is used for demonstration and teaching by Maths Teachers. If you already have a Casio Scientific Calculator, for example from an older sibling, you do not need to purchase a new one. If you have a different model of scientific calculator, you are able to use this, but please be aware it will be different from the one the Maths faculty use to teach.



Girl's Uniform Order Form

UNIFORM SHOP

Email: uniformshop@ths.community

SCHOOL UNIFORM	QUANTITY	SIZE
Girls tartan trim short sleeve blouse		
Girls Skirt		
Girls white socks (2 pack)		
Girls formal shorts		
Girls trousers		
Girls microfibre black tights		

JUMPERS & JACKETS		
Unisex Black Fleecy Jumper		
Unisex Teal Woollen Jumper		
Unisex Black Softshell Jacket		
Unisex Black Bomber Jacket		
Unisex Tracksuit Jacket		
Girls Black Cardigan		

SPORT UNIFORM		
Unisex PE Polo		
Girls PE Shorts		
Unisex Tracksuit Pants		

STATIONERY		
Scientific Calculator	1	N/A
Year 7 Stationery Pack	1	N/A

This concludes the preparation you need to complete before you attend the Uniform Fit-out and Canteen Orientation Day.

Don't forget:

Once you have completed this order form on 11th November, you will need to place your final order via the School Shop section of your Munch Monitor account. The first word of each item description indicates which Category of the Munch Monitor School Shop it is found in – for example Girls, Boys or Unisex.

You have until 11.59pm on Wednesday, 15th November 2023 to finalise your order on Munch Monitor.

All orders will be handed out as part of your THS Orientation Day on Tuesday, 28th November 2023

The final pages of this Handbook contain information about our Community run Canteen – we hope you find the information useful, and look forward to seeing you on the 11th November!



CANTEEN



We are a modern Canteen dedicated to providing a varied selection of fresh, high quality, nutritional food to our students and staff, at very affordable prices. With a team of professional hospitality staff, a huge range of meals and snacks are prepared fresh on site daily.

A Community Enterprise

The Canteen is an operation jointly run by our P&C in conjunction with and supported by the student body

Opening hours

Monday-Friday – 9am-2pm – Recess and Lunch

How to order and pay

Students are able to order and purchase their food by either:

- placing an order online via their Munch Monitor account. Order cut-off time is 7.45am on the day of the order. Orders can be placed for either recess or lunch and students pick up their order from the Canteen - no queuing required and your selection guaranteed
- order over the counter and pay using your Munch Monitor account (you must have enabled snack money on your student profile). Students simply present their student card, and we charge the purchase to their account
- order over the counter and pay using EFTPOS – we accept Visa, Mastercard, Savings, Apple Pay, Google Pay and Samsung Pay

Please note our Canteen is cashless, we are unable to accept payment by cash.



Contact:
Oksun Seo - Canteen Manager
e: canteen@ths.community

ALL DAY BREAKFAST

Bacon & Egg Roll	\$5.00
Cheese & Tomato Toastie	\$4.00
Cheese Toastie	\$3.50
Ham & Cheese Toastie.....	\$4.00
Waffle.....	\$2.50

BAKERY & TREATS

Honey Joy.....	\$1.00
Anzac Biscuit	\$1.50
Chocolate Brownie	\$2.50
Choc Chip Cookie	\$2.50
Frozen Yoghurt	\$3.00
(Plain, Blueberry, Swirl Combo)	

FRUIT & SALADS

Fruit Salad	\$5.00
Greek Salad.....	\$6.00
Chicken Caesar Salad	\$6.00
Medium Fruit Cup.....	\$3.00
Mini Cup with Fruit in Juice.....	\$1.40

SUSHI

Avocado & Cucumber Sushi.....	\$3.80
Salmon & Avocado Sushi.....	\$3.80
Spicy Chilli Bean Beef Onigiri	
- Triangle Sushi	\$3.80
Teriyaki Chicken Sushi.....	\$3.80
Tofu & Veggie Sushi	\$3.80
Tuna Onigiri - Triangle Sushi	\$3.80

CANTEEN MENU

SNACKS

Red Rock Deli Chips 28gm.....	\$1.60
(Honey Soy Chicken, Sea Salt & Balsamic Vinegar, Sweet Chilli & Sour Cream, Sea Salt)	
Jelly Cup 99% Fruit Juice	\$1.80
(Apple or Apple/Blackcurrant)	

HOT SNACKS

Chicken Breast Nuggets	\$3.80
Chunky Beef Pie.....	\$4.00
Garlic Bread	\$1.50
Gourmet Sausage Roll	\$4.00
Oven Roasted Hash Brown	\$1.50
Potato Gems	\$3.50
Potato Wedges	\$3.50
Shin Cup Spicy Noodle Soup.....	\$3.50
Soon Veggie Noodle Cup	\$3.50
Spicy Chicken Devil Bites	\$4.50
Spinach & Ricotta Triangles - 3 pieces	\$3.50
Sweet Chilli Chicken Tender Wrap.....	\$3.20
Tempura Udon Noodle Soup.....	\$3.50

WRAPS

Bacon, Lettuce, Avocado & Tomato Wrap	\$6.00
Beef Teriyaki & Salad Wrap	\$6.00
Chicken Caesar Wrap.....	\$6.00
Falafel & Hommus Wrap	\$6.00

ROLLS & SANDWICHES

Plain Buttered Roll	\$1.50	
Range of fresh rolls & sandwiches (inc Gluten Free) available every day, please order online via Munch Monitor or order your custom sandwich/roll at the counter		\$5.00

HOT MEALS

Butter Chicken with Rice & Vegetables	\$6.50
Cheese Burger	\$6.00
Chicken Korma with Rice & vegetables	\$6.50
Chicken Schnitzel Roll	\$6.00
Grilled Chicken Breast Burger	\$6.00
Korean BBQ Beef (Bulgogi) with rice & vegetables	\$6.50
Nachos	\$6.50
Pasta Bolognese	\$6.50
Spicy Pork with Rice & Vegetables	\$6.50
Spinach Ricotta Ravioli with Napolitana Sauce	\$6.50

DRINKS

Juice Box 250ml	\$1.50
(Apple Blackcurrant, Apple, Orange)	
Coke No Sugar Can 375ml.....	\$2.50
Kirks Sugar Free Can 375ml	\$2.50
(Creaming Soda, Lemon Squash)	
Frozen Oak Chocolate Frappe	\$2.50
Hot Chocolate	\$3.00
Ice Break Iced Coffee	\$2.50
Oak Chocolate Milk	\$2.50
Slushie -99% fruit juice	\$2.50
(Blueberry, Lemon-Lime, Orange-Mango, Strawberry)	
Sparkling Water 600ml	\$2.00
Still Water 600ml	\$2.00
Up & Go	\$2.50
(Choc Ice, Protein Energize Choc, Vanilla Ice)	
Bubble Tea, selection of 10 flavours	\$5.00



CANTEEN



Student Canteen Management Team

The student body plays a critical role in the running of the Canteen. A team of around 70 students assist with food preparation and staff all registers during our service periods.

Students also drive the development of our menu, analyse our financials including gross margin and cost control, and make business decisions on how to ensure our Canteen continues to improve in a sustainable way.

If you are a student who is new to the school, and you want to find out how you can get involved, please drop in to the Canteen for an information pack on how to join the student Canteen team.



CANTEEN



Canteen Catering

The school Canteen also supports the school community, its staff and students by catering for many events throughout the year, including:

Year 12 Graduation Supper

Twilight Markets

Year Group Picnics

HSC Markers

Leadership Meetings

Staff Training Days



**Turrumurra
High School** | PARENTS & CITIZENS
ASSOCIATION